



SBLV17-12i (12V17Ah)



Applications

- Uninterruptable Power Supply (UPS)
- Electric Power System (EPS)
- Emergency backup power supply
- Emergency light
- Railway signal
- Alarm and security system
- Communication power supply
- DC power supply

Certificates



Conform to
IEC60896-21&22



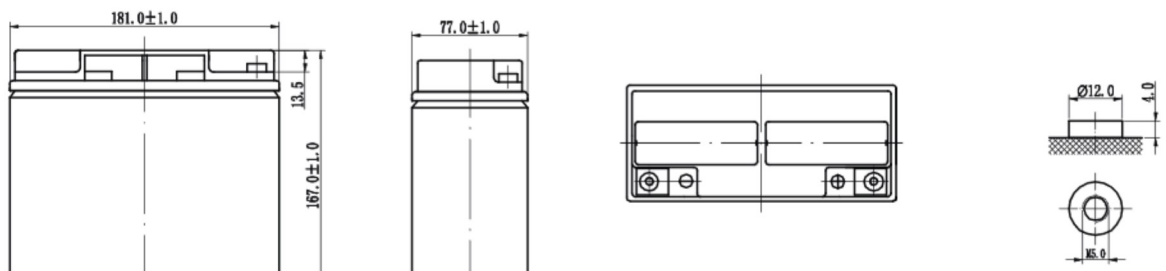
Specifications

Nominal Voltage	12V	Nominal Oper. Temp. R.	20±3°C
Nominal Capacity	17Ah (C ₂₀ , 10.5V)	Cycle Use	Initial Charging Current less than 6.8A. Voltage 14.4V~14.7V at 20°C. Temperature Coefficient -30mV/°C
Approx. Weight	5.3kg	Standby Use	No limit on Initial Charging Current. Voltage 13.38V~13.8V at 20°C Temp. Temperature Coefficient -20mV/°C
Terminal	M5	Capacity affected by Temp.	40°C 103% 25°C 100% 0°C 86%
Container Material	ABS UL94 HB/UL94 V0	Self Discharge	SSB batteries may be stored for up to 6 months at 20°C and then a freshening charge is required. For higher temperatures the time interval will be shorter.
Rated Capacity (25°C)	17.0Ah/0.85A, 20hr, 10.5V 16.8Ah/1.68A, 10hr, 10.5V 14.55Ah/2.91A, 5hr, 10.5V 13.05Ah/4.35A, 3hr, 10.5V 11.8Ah/11.8A, 1hr, 9.6V	Life Expectancy	10-12 years according to EUROBAT
Max. Discharge Current	255A (5s)		
Internal Resistance / Impedance (1kHz)	Approx. 16.5mΩ		
Operating Temp. Range	Discharge: -20~50°C Charge: -10~50°C Storage: -20~50°C		

Dimensions

■ M5 Terminal

Unit: mm | Dimensions: 181 Length X 77 Width X 167 Height (167 Height incl. Terminal)





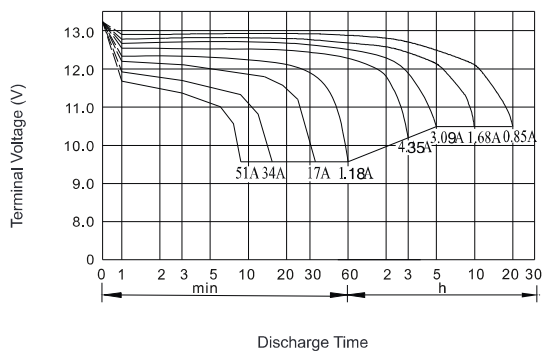
Constant Current Discharge (Amperes) at 20°C

End Point	5min	10min	15min	30min	1h	3h	5h	10h	20h
1.60V/cell	64.9	44.1	34	19.8	11.8	4.57	3.09	1.78	0.89
1.65V/cell	62.8	43	33.3	19.4	11.6	4.5	3.03	1.75	0.88
1.70V/cell	60.5	41.9	32.6	18.9	11.4	4.42	2.97	1.72	0.87
1.75V/cell	58.0	40.7	31.8	18.4	11.2	4.35	2.91	1.68	0.85
1.80V/cell	55.3	39.4	30.9	17.9	10.9	4.27	2.84	1.65	0.84

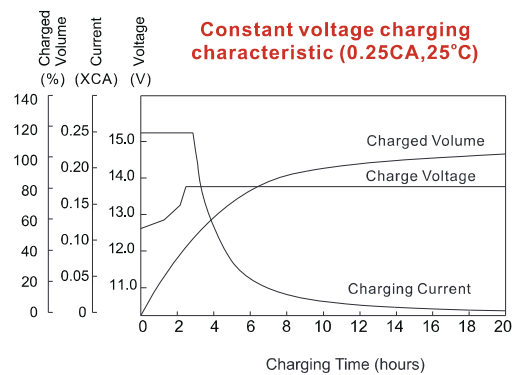
Constant Power Discharge (Watts/cell) at 20°C

End Point	5min	10min	15min	30min	45min	1h	2h	3h	5h
1.60V/cell	111	78.6	61.3	35.3	27.4	22.4	13.0	9.09	6.13
1.65V/cell	107	77.2	60.2	34.8	27.1	22.2	12.9	9.01	6.07
1.70V/cell	103	75.8	59.0	34.3	26.8	22.0	12.8	8.92	6.01
1.75V/cell	98.0	74.3	57.8	33.7	26.4	21.7	12.7	8.83	5.95
1.80V/cell	94.0	72.8	56.5	33.1	26.0	21.5	12.5	8.74	5.88

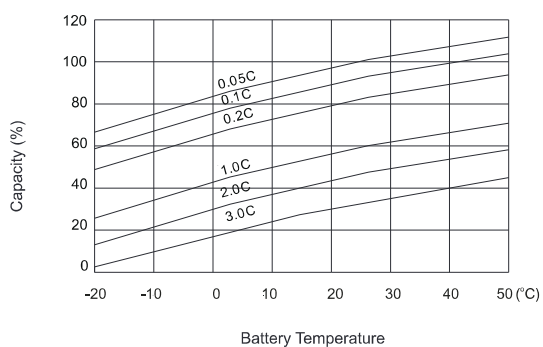
Discharge Characteristics



Float Charging Characteristics



Temperature Effects in Relation to Battery Capacity



Effect of Temperature on Long Term Float Life

